

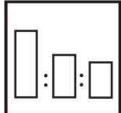




EPOXY LIGHTPRIMER 5:1



Technical information

Product for professional use only

Product components :	Epoxy ground-coat - component A Polyamidic Hardening Agent - component B
Volume:	component A + component B : 750 ml, 3l., 5 l., 15l.
Product description :	High-quality 2-component epoxy ground-coat. Excellent foundation for paints and surface varnishes. <ul style="list-style-type: none">✓ Excellent adhesion to various types of surfaces and high flexibility.✓ No sanding required.✓ Easy to mix components and apply ground coat.✓ Spreads easily for a perfect finish.✓ Highly thixotropic - can be applied in one thick layer without dripping on vertical surfaces.
	
Recommended use :	Recommended especially for the protection of yachts and boats above and below the water line. For the use on hulls made of materials reinforced by fibreglass (GRP). Excellent for surface coats.
Physiochemical Characteristics:	
Colour:	White, Grey
Surface:	matte
Stable matter:	65%
Theoretical Output:	about 10-11 m ² /dm ³ for the thickness of 60 µm (dry)
Coat thickness (WFT):	90 µm (wet)
Finish thickness (DFT):	60 µm (dry)
Density:	1,4 kg/dm ³
Preparing the surface:	Remove salt and other contaminants with pressurized fresh water. Wait until the surface is dry. Sand laminate surfaces to uniform roughness (the sandpaper of gradation P100-P240). Clean steel surfaces with a polishing stream up to Sa 2,5. On small surfaces, use a cornering sander. Remove dust and clean with Sea-Line's de-greasing formula.
	
Application conditions:	Surface must be clean, dry, and maintained at a temperature above the dew point, to prevent condensation. Air temperature should be at least 10°C, while the surface under repair should be at least 15°C.
Method of application:	Airless spray gun, pneumatic spray gun, brush, roller.
Component mixing proportions:	Ground coat : Hardener Parts by weight: (g) 100 : 12 Parts by volume: (ml) 5 : 1
	
	
	Do not exceed the recommended amount of hardener!
	Thinner: When necessary, you may dilute the mixture by adding thinner to Sea-Line epoxy systems at a rate of - 5-25% for roll/brush application - 5-50% for pneumatic spraying
	Mixing: Mix contents thoroughly. Wait 10 minutes for air bubbles to appear. Do not mix a bigger amount of the product than the one that can be used within the best-before date.
Usable time of mixture:	2h (20°C) with the airless spray applicator 6h (20°C) with the brush or roller
Pneumatic spraying parametres:	- thin layer of pneumatic spray application (up to 90÷100 µm of the wet layer): Thinner : 40÷50% Gravity Fed □: 1,4÷1,6mm, Working pressure : 2,0 bar
	

EPOXY LIGHTPRIMER 5:1



Technical information

Product for professional use only

Pneumatic spraying parameters:



- **thick film** pneumatic spraying (up to 300 µm of wet layer):
Thinner : 5÷10%
Gravity Fed □: 1,6÷2,2mm,
Working pressure : 2,0÷2,5 bar

Hardening the surface:

Dry to the touch:
Fully hardened:
Elapsed time before applying next coat:

20°C
3-4 hours
7 days

10°C
16 hours
14 days

min 4h - max 30 days

min 8h - max 60 days



The given times must be considered as guidelines only. The actual drying time may be longer or shorter and depends on film thickness, ventilation, humidity, etc.

Maximum primer recoating without sanding primer is applied only when the surface is free from chalking and other contamination. If the primer coating was exposed to direct sunlight, it must be clean and sanding. The removal of the top layer will provide a good grip

Number of layers :

protection against osmosis : 2÷4 layers (225 µm DTF)

interlayer : 1÷2 layers (120 µm DTF)

Further Work :

After setting, the surface should be sanded with a sandpaper of P240-P400 gradation.

Next layer:

Sea-Line GRP epoxy Lightprimer can be finished with:

- any Sea-Line epoxy system.
- any Sea-Line polyurethane system.*
- any Sea-Line polyester system.
- any Sea-Line antifouling.*

* **Remarks:** launching should be done only after the last layer of the ground coat and antifouling paint have hardened.

HSE conditions :



Please follow safety instructions from the technical data sheet for hazardous chemical and follow Polish workplace safety laws. The general rule is to avoid contact with skin and eyes. When using the product in a small, enclosed space you must provide forced ventilation. It is also recommended that you protect your respiratory system, eyes, and skin. Be particularly careful of fire as the product may explode.

Storage :



Product components should be kept in tightly sealed containers, at a temperature between 5-35°C, away from sources of fire, heat, and sun rays.

Close the containers tightly immediately after every use.

Expiration date:



Epoxy ground-coat (component A) - 24 months from the date of production.

Hardening agent (component B) - 24 months from the date of production.

Quality Guarantee :

Production, quality control, and the realization of deliveries fulfill the demands of ISO 9001 and 14001 standards.

All information is based on scrupulous laboratory research and many years of experience. Our position of market leadership does not free us from constant quality control of our products. However, we do not accept responsibility for the effects of improper use or storage of our products, or for the effects of using our products in any way contrary to the standards of good workmanship.

TROTON sp. z o.o. Zabrowo.